



North Central Texas Council of Governments

Regional Public Works Program FY2021 Cost-Share Recommendations

This document is for conversation purposes only. The information below is based on input from the Public Works Cost-Share Subcommittee and will be reviewed and modified based on final recommendations from the Public Works Council.

Membership

- Members will be defined as an entity that has committed to paying their cost-share for the current fiscal year by December 31st.
- Every 5 years the Cost-Share Subcommittee shall convene to evaluate the Regional Public Works Program Cost-Share
- The population data for the cost-share shall not be updated until the Cost-Share Subcommittee convenes for the five-year review
- All NCTCOG city and county governments will be invoiced through U.S. mail annually.

Cities

- No individual entities cost-share shall exceed \$45,000
- A flat cost-share amount of \$1,500 for any city under 10,000 population
- Alternative H is recommended – bring the alternatives to the PWC
 - Leave H and G as the alternatives compared to FY19&FY20
 - Narrowing down between G and H and vote on their preference
 - Cut off at \$45,000 for Dallas and Fort Worth
- *For example, in option G the cost share for cities with a population over 10,000 shall be calculated by*
 - *Equal Share = if 2019 pop. >10,000 then \$3,000, else \$1,500*
 - *Pop Share = 30% of remainder of budget*
 - *Growth share = 30% of remainder of budget*
 - *Area Share = 30% of remainder of budget*
 - *Income Share= 10% of remainder of budget*

Counties

- The four largest counties (Dallas, Tarrant, Collin, and Denton) shall have a cost-share of \$4,000 → over 750,000 population
- The other 12 counties shall have a cost-share of \$1,500

Other Entities

- *Non city/county local government entities (airports, special districts, NTTA, TxDOT, etc.)*
→ *equal share -- \$1,500*
- *Private sector* → *Donation*
- *Industry and professional organizations and other nonprofits* → *Donation*

616 Six Flags Drive, Centerpoint Two
P.O. Box 5888, Arlington, Texas 76005-5888
(817) 640-3300 FAX: 817-608-2372
www.nctcog.org



North Central Texas Council of Governments

Regional Technical Resources

Construction Standards 5th Edition

- Members get a free digital copy or pay \$80 for a printed copy
- Non-members pay \$50 for a digital copy and \$80 for a printed copy
- *Updated Standard Drawings – currently under development. NCTCOG plans on offering for free to those that have already purchased the book.*

integrated Stormwater Management Manual

- The manual is free online for anyone to access

Sustainable Public Rights-of-Way BMP Guideline

- *NCTCOG believes the intent is to make this a free resource.*

Other Subcommittee or Council Produced Resources

- *Additional opportunities to charge to recoup costs*

Training

Public Works Round Up

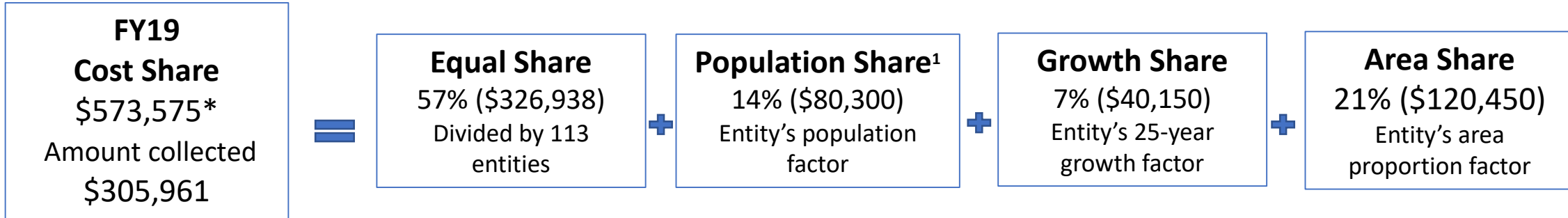
- Non-members should pay a nominal fee of \$50 - \$75
- Some exceptions may be made on case by case basis for those that cannot pay
- Speakers may attend for free

Other Trainings

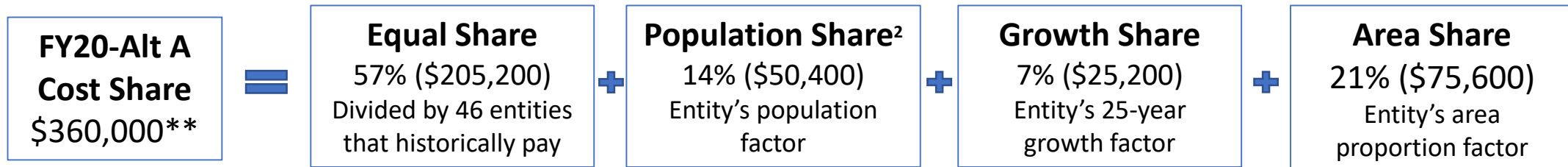
- Any fee should not be less than \$20 for nonmembers
- Fee will depend on the length of the training and if lunch is provided

616 Six Flags Drive, Centerpoint Two
P.O. Box 5888, Arlington, Texas 76005-5888
(817) 640-3300 FAX: 817-608-2372
www.nctcog.org

Cost Share Alternatives Summary Sheet

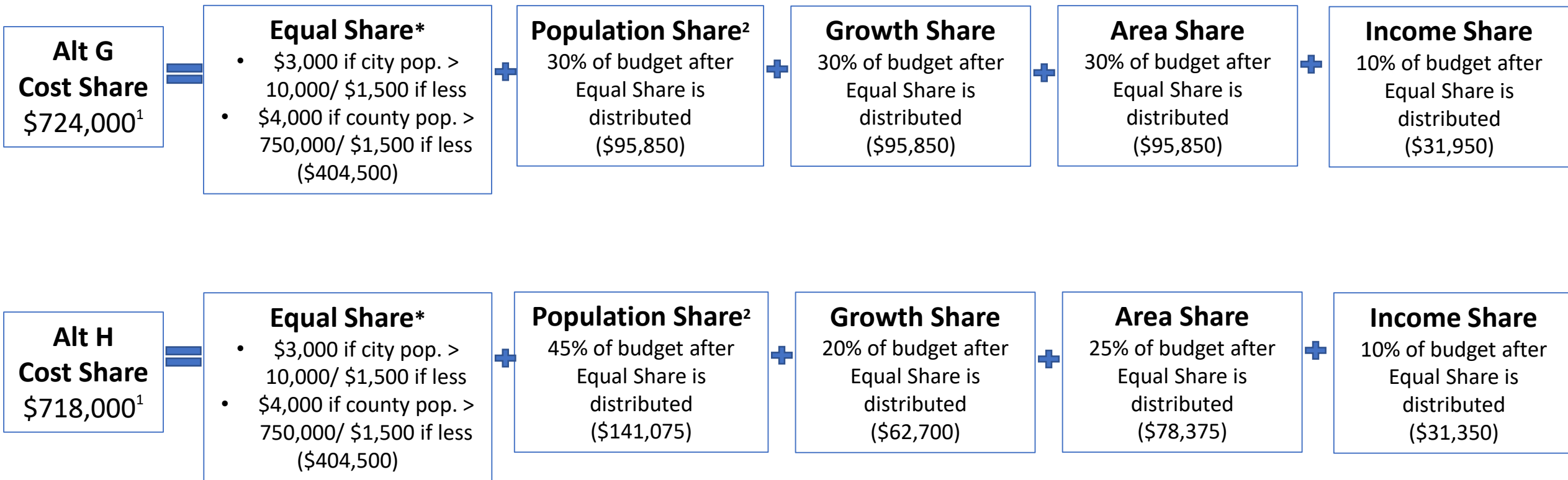


*This budget amount is for the purpose of the calculations based on 113 entities. The amount NCTCOG needs to collect to run the program is about \$360,000. By setting the budget for the calculations higher it allows NCTCOG to create a cost share amount for each entity but also realistically collect \$360,000 from the cities who historically pay.



**This budget amount is for the purpose of the calculations. The amount NCTCOG needs to collect to run the program is about \$360,000. The budget for FY20 was set at \$360,000 because the cost shares were only calculated for the 46 communities that have historically paid. Using the same formula, cost-shares for the rest of the entities were made.

1. Population data is from the 2001 NCTCOG Population Estimates Publication
2. Population data is from the 2019 NCTCOG Population Estimates Publication



*All counties and cities with a population under 10,000 pay only the Equal Share. Also, there is a cap on all cost shares to not exceed \$45,000 (Dallas/Fort Worth)

1. This budget amount is for the purpose of the calculations. The amount NCTCOG needs to collect to run the program is about \$360,000. By setting the budget for the calculations higher it allows NCTCOG to create a cost share amount for each entity but also realistically collect \$360,000 from the cities who historically pay.
2. Population data is from the 2019 NCTCOG Population Estimates Publication

City	2019 Pop.	FY19	FY20-Alt A	Alt. G	Alt. H
Addison	15,790	\$ 3,981.00	\$ 4,873.00	\$ 4,047.77	\$ 4,036.98
Aledo	4,240	\$ 1,677.00	\$ 4,680.00	\$ 1,500.00	\$ 1,500.00
Allen	99,020	\$ 6,373.00	\$ 6,640.00	\$ 6,528.33	\$ 6,873.04
Alvarado	4,530	\$ 3,353.00	\$ 4,676.00	\$ 1,500.00	\$ 1,500.00
Alvord	1,360	\$ 1,677.00	\$ 4,551.00	\$ 1,500.00	\$ 1,500.00
Anna	15,010	\$ 1,677.00	\$ 5,320.00	\$ 4,691.69	\$ 4,514.89
Annetta	2,780	\$ 1,677.00	\$ 4,575.00	\$ 1,500.00	\$ 1,500.00
Argyle	4,170	\$ 1,677.00	\$ 5,052.00	\$ 1,500.00	\$ 1,500.00
Arlington	386,180	\$ 15,682.00	\$ 13,815.00	\$ 17,625.89	\$ 18,002.27
Aubrey	4,530	\$ 1,677.00	\$ 4,659.00	\$ 1,500.00	\$ 1,500.00
Aurora	1,440	\$ 1,677.00	\$ 4,636.00	\$ 1,500.00	\$ 1,500.00
Azle	12,670	\$ 3,987.00	\$ 4,961.00	\$ 3,928.04	\$ 3,924.82
Balch Springs	24,740	\$ 4,103.00	\$ 5,172.00	\$ 4,271.83	\$ 4,268.86
Bartonville	1,710	\$ 1,677.00	\$ 4,761.00	\$ 1,500.00	\$ 1,500.00
Bedford	48,810	\$ 4,743.00	\$ 5,357.00	\$ 4,528.54	\$ 4,775.60
Benbrook	22,920	\$ 4,364.00	\$ 5,279.00	\$ 4,507.46	\$ 4,465.43
Blooming Grove	870	\$ 1,677.00	\$ 4,507.00	\$ 1,500.00	\$ 1,500.00
Blue Mound	2,390	\$ 3,414.00	\$ 4,505.00	\$ 1,500.00	\$ 1,500.00
Blue Ridge	870	\$ 1,677.00	\$ 4,638.00	\$ 1,500.00	\$ 1,500.00
Boyd	1,400	\$ 1,677.00	\$ 4,649.00	\$ 1,500.00	\$ 1,500.00
Bridgeport	6,170		\$ 4,934.00	\$ 1,500.00	\$ 1,500.00
Burleson	45,620	\$ 5,304.00	\$ 6,341.00	\$ 6,250.23	\$ 5,980.60
Caddo Mills	1,500	\$ 1,677.00	\$ 4,604.00	\$ 1,500.00	\$ 1,500.00
Carrollton	136,170	\$ 7,184.00	\$ 7,340.00	\$ 7,036.88	\$ 7,666.98
Cedar Hill	47,570	\$ 6,423.00	\$ 6,845.00	\$ 6,909.66	\$ 6,488.18
Celeste	870	\$ 1,677.00	\$ 4,526.00	\$ 1,500.00	\$ 1,500.00
Celina	17,680	\$ 1,677.00	\$ 6,688.00	\$ 8,689.87	\$ 7,199.82
Chico	1,010	\$ 1,677.00	\$ 4,544.00	\$ 1,500.00	\$ 1,500.00
Cleburne	30,770	\$ 5,194.00	\$ 6,183.00	\$ 5,397.83	\$ 5,235.72
Cockrell Hill	4,190	\$ 3,424.00	\$ 4,536.00	\$ 1,500.00	\$ 1,500.00
Colleyville	25,370	\$ 4,725.00	\$ 5,262.00	\$ 4,888.68	\$ 4,929.57
Combine	2,070	\$ 1,677.00	\$ 4,786.00	\$ 1,500.00	\$ 1,500.00
Commerce	8,330	\$ 1,677.00	\$ 4,857.00	\$ 1,500.00	\$ 1,500.00

46 Entities
70 Entities

City	2019 Pop.	FY19	FY20-Alt A	ALT G	ALT H
Coppell	41,290	\$ 4,623.00	\$ 5,476.00	\$ 4,910.86	\$ 5,060.00
Copper Canyon	1,430	\$ 3,353.00	\$ 4,655.00	\$ 1,500.00	\$ 1,500.00
Corinth	21,260	\$ 4,041.00	\$ 5,072.00	\$ 4,380.97	\$ 4,374.06
Corsicana	24,180	\$ 4,726.00	\$ 5,741.00	\$ 4,820.07	\$ 4,703.14
Crandall	3,230	\$ 1,677.00	\$ 4,658.00	\$ 1,500.00	\$ 1,500.00
Cross Roads	2,200	\$ 1,677.00	\$ 4,772.00	\$ 1,500.00	\$ 1,500.00
Crowley	15,540	\$ 3,948.00	\$ 5,047.00	\$ 4,289.83	\$ 4,204.13
Dallas	1,301,970	\$ 40,955.00	\$ 37,060.00	\$ 45,000.00	\$ 45,000.00
Dalworthington Gard	2,330	\$ 3,558.00	\$ 4,558.00	\$ 1,500.00	\$ 1,500.00
Decatur	7,190	\$ 1,677.00	\$ 5,010.00	\$ 1,500.00	\$ 1,500.00
DeCordova	2,810		\$ 4,552.00	\$ 1,500.00	\$ 1,500.00
Denton	134,460	\$ 8,797.00	\$ 9,737.00	\$ 10,020.84	\$ 9,875.09
DeSoto	53,200	\$ 5,531.00	\$ 6,123.00	\$ 5,790.80	\$ 5,722.10
Double Oak	2,970	\$ 3,586.00	\$ 4,586.00	\$ 1,500.00	\$ 1,500.00
Dublin	3,800	\$ 1,677.00	\$ 4,657.00	\$ 1,500.00	\$ 1,500.00
Duncanville	39,510	\$ 4,417.00	\$ 5,372.00	\$ 4,538.86	\$ 4,655.47
Edgecliff Village	3,220	\$ 3,462.00	\$ 4,537.00	\$ 1,500.00	\$ 1,500.00
Ennis	19,750	\$ 4,574.00	\$ 6,021.00	\$ 5,322.99	\$ 5,018.62
Eules	56,160	\$ 5,001.00	\$ 5,849.00	\$ 5,355.06	\$ 5,436.83
Everman	6,090	\$ 3,532.00	\$ 4,596.00	\$ 1,500.00	\$ 1,500.00
Fairview	9,610	\$ 3,353.00	\$ 5,032.00	\$ 1,500.00	\$ 1,500.00
Farmers Branch	31,780	\$ 4,375.00	\$ 5,304.00	\$ 4,437.87	\$ 4,518.11
Farmersville	3,340	\$ 1,677.00	\$ 4,841.00	\$ 1,500.00	\$ 1,500.00
Fate	14,940	\$ 1,677.00	\$ 4,937.00	\$ 4,299.64	\$ 4,253.86
Ferris	2,930	\$ 1,677.00	\$ 4,694.00	\$ 1,500.00	\$ 1,500.00
Flower Mound	76,030	\$ 7,094.00	\$ 7,458.00	\$ 7,908.89	\$ 7,649.27
Forest Hill	12,950	\$ 3,760.00	\$ 4,810.00	\$ 3,757.52	\$ 3,758.06
Forney	23,470	\$ 1,677.00	\$ 5,452.00	\$ 4,888.30	\$ 4,745.99
Fort Worth	848,860	\$ 28,383.00	\$ 32,903.00	\$ 45,000.00	\$ 44,857.22
Frisco	183,560	\$ 9,553.00	\$ 10,517.00	\$ 13,969.68	\$ 13,022.52
Garland	237,270	\$ 9,906.00	\$ 9,625.00	\$ 10,672.81	\$ 11,375.11
Glen Rose	2,560	\$ 1,677.00	\$ 4,603.00	\$ 1,500.00	\$ 1,500.00
Glenn Heights	11,680	\$ 3,353.00	\$ 5,142.00	\$ 4,599.68	\$ 4,342.97

City	2019 Pop.	FY19	FY20-Alt A	ALT G	ALT H
Godley	1,250		\$ 4,543.00	\$ 1,500.00	\$ 1,500.00
Granbury	9,790	\$ 1,677.00	\$ 5,174.00	\$ 1,500.00	\$ 1,500.00
Grand Prairie	191,720	\$ 10,740.00	\$ 10,578.00	\$ 12,268.87	\$ 12,021.90
Grandview	1,700	\$ 1,677.00	\$ 4,553.00	\$ 1,500.00	\$ 1,500.00
Grapevine	51,370	\$ 5,115.00	\$ 6,478.00	\$ 5,857.95	\$ 5,871.93
Greenville	27,600	\$ 5,320.00	\$ 6,253.00	\$ 5,504.18	\$ 5,249.33
Hackberry	2,246	\$ 1,677.00	\$ 4,515.00	\$ 1,500.00	\$ 1,500.00
Haltom City	42,730	\$ 4,491.00	\$ 5,719.00	\$ 5,377.34	\$ 5,240.13
Haslet	1,740	\$ 1,677.00	\$ 4,837.00	\$ 1,500.00	\$ 1,500.00
Heath	8,530	\$ 3,353.00	\$ 5,159.00	\$ 1,500.00	\$ 1,500.00
Hickory Creek	4,560	\$ 3,673.00	\$ 4,724.00	\$ 1,500.00	\$ 1,500.00
Highland Park	8,500	\$ 3,596.00	\$ 4,642.00	\$ 1,500.00	\$ 1,500.00
Highland Village	15,650	\$ 4,024.00	\$ 4,895.00	\$ 4,340.49	\$ 4,365.20
Hudson Oaks	2,150	\$ 1,677.00	\$ 4,613.00	\$ 1,500.00	\$ 1,500.00
Hurst	38,510	\$ 4,436.00	\$ 5,274.00	\$ 4,386.65	\$ 4,543.97
Hutchins	6,210	\$ 3,789.00	\$ 5,044.00	\$ 1,500.00	\$ 1,500.00
Irving	240,420	\$ 9,864.00	\$ 11,268.00	\$ 14,578.71	\$ 14,037.90
Italy	1,850	\$ 1,677.00	\$ 4,583.00	\$ 1,500.00	\$ 1,500.00
Josephine	1,550		\$ 4,592.00	\$ 1,500.00	\$ 1,500.00
Joshua	6,930	\$ 3,353.00	\$ 4,842.00	\$ 1,500.00	\$ 1,500.00
Justin	4,050	\$ 1,677.00	\$ 4,684.00	\$ 1,500.00	\$ 1,500.00
Kaufman	6,780	\$ 1,677.00	\$ 4,933.00	\$ 1,500.00	\$ 1,500.00
Keene	6,310	\$ 1,677.00	\$ 4,688.00	\$ 1,500.00	\$ 1,500.00
Keller	45,090	\$ 5,439.00	\$ 5,689.00	\$ 5,233.02	\$ 5,354.30
Kemp	1,220	\$ 1,677.00	\$ 4,568.00	\$ 1,500.00	\$ 1,500.00
Kennedale	7,650	\$ 3,934.00	\$ 4,835.00	\$ 1,500.00	\$ 1,500.00
Kerens	1,710	\$ 1,677.00	\$ 4,576.00	\$ 1,500.00	\$ 1,500.00
Krugerville	1,840		\$ 4,549.00	\$ 1,500.00	\$ 1,500.00
Krum	4,910	\$ 3,353.00	\$ 4,660.00	\$ 1,500.00	\$ 1,500.00
Lake Dallas	7,260	\$ 3,590.00	\$ 4,638.00	\$ 1,500.00	\$ 1,500.00
Lake Worth	4,710	\$ 3,550.00	\$ 4,636.00	\$ 1,500.00	\$ 1,500.00
Lakeside	2,110	\$ 3,439.00	\$ 4,538.00	\$ 1,500.00	\$ 1,500.00
Lancaster	38,400	\$ 5,184.00	\$ 6,157.00	\$ 5,403.97	\$ 5,322.35

City	2019 Pop.	FY19	FY20-Alt A	ALT G	ALT H
Lavon	3,860	\$ 1,677.00	\$ 4,649.00	\$ 1,500.00	\$ 1,500.00
Lewisville	105,640	\$ 7,303.00	\$ 7,312.00	\$ 6,890.92	\$ 7,208.72
Little Elm	44,530	\$ 1,677.00	\$ 5,516.00	\$ 4,516.90	\$ 4,816.05
Lowry Crossing	1,710	\$ 3,353.00	\$ 4,591.00	\$ 1,500.00	\$ 1,500.00
Lucas	7,960	\$ 3,353.00	\$ 5,057.00	\$ 1,500.00	\$ 1,500.00
Mabank	3,570	\$ 1,677.00	\$ 4,659.00	\$ 1,500.00	\$ 1,500.00
Mansfield	68,520	\$ 6,636.00	\$ 7,499.00	\$ 8,578.50	\$ 7,881.88
McKinney	188,500	\$ 8,699.00	\$ 9,365.00	\$ 10,306.14	\$ 10,627.69
McLendon-Chisholm	3,470	\$ 1,677.00	\$ 4,882.00	\$ 1,500.00	\$ 1,500.00
Melissa	10,820	\$ 1,677.00	\$ 5,186.00	\$ 4,755.26	\$ 4,532.20
Mesquite	145,030	\$ 8,368.00	\$ 8,276.00	\$ 8,839.12	\$ 8,974.53
Midlothian	32,100	\$ 5,513.00	\$ 6,769.00	\$ 5,927.82	\$ 5,745.51
Mineral Wells	16,780	\$ 4,587.00	\$ 5,457.00	\$ 4,248.58	\$ 4,218.52
Murphy	20,080	\$ 3,353.00	\$ 4,915.00	\$ 4,286.71	\$ 4,343.64
New Fairview	1,480	\$ 1,677.00	\$ 5,101.00	\$ 1,500.00	\$ 1,500.00
Newark	1,140	\$ 1,677.00	\$ 4,545.00	\$ 1,500.00	\$ 1,500.00
North Richland Hills	67,980	\$ 5,730.00	\$ 6,009.00	\$ 5,529.38	\$ 5,717.45
Northlake	4,140	\$ 1,677.00	\$ 5,613.00	\$ 1,500.00	\$ 1,500.00
Oak Leaf	1,390	\$ 3,353.00	\$ 4,581.00	\$ 1,500.00	\$ 1,500.00
Oak Point	3,680	\$ 1,677.00	\$ 4,928.00	\$ 1,500.00	\$ 1,500.00
Ovilla	4,090	\$ 3,353.00	\$ 4,783.00	\$ 1,500.00	\$ 1,500.00
Palmer	2,170	\$ 1,677.00	\$ 4,633.00	\$ 1,500.00	\$ 1,500.00
Pantego	2,480	\$ 3,470.00	\$ 4,525.00	\$ 1,500.00	\$ 1,500.00
Parker	4,840	\$ 3,353.00	\$ 4,984.00	\$ 1,500.00	\$ 1,500.00
Pelican Bay	1,900	\$ 3,353.00	\$ 4,504.00	\$ 1,500.00	\$ 1,500.00
Pilot Point	4,260	\$ 1,677.00	\$ 4,757.00	\$ 1,500.00	\$ 1,500.00
Plano	284,070	\$ 12,359.00	\$ 10,638.00	\$ 11,994.71	\$ 12,965.01
Ponder	2,390	\$ 1,677.00	\$ 4,636.00	\$ 1,500.00	\$ 1,500.00
Princeton	12,680	\$ 3,353.00	\$ 5,133.00	\$ 4,529.12	\$ 4,295.42
Prosper	25,630	\$ 1,677.00	\$ 5,888.00	\$ 5,881.30	\$ 5,549.96
Providence	6,630		\$ 4,523.00	\$ 1,500.00	\$ 1,500.00
Quinlan	1,440		\$ 4,525.00	\$ 1,500.00	\$ 1,500.00
Red Oak	13,400	\$ 1,677.00	\$ 5,216.00	\$ 4,474.82	\$ 4,334.56

City	2019 Pop.	FY19	FY20-Alt A	ALT G	ALT H
Reno	2,700	\$ 3,353.00	\$ 4,982.00	\$ 1,500.00	\$ 1,500.00
Rhome	1,650	\$ 1,677.00	\$ 4,723.00	\$ 1,500.00	\$ 1,500.00
Rice	1,040		\$ 4,584.00	\$ 1,500.00	\$ 1,500.00
Richardson	113,710	\$ 6,291.00	\$ 7,001.00	\$ 7,010.32	\$ 7,333.53
Richland Hills	7,920	\$ 3,714.00	\$ 4,695.00	\$ 1,500.00	\$ 1,500.00
River Oaks	8,290	\$ 1,677.00	\$ 4,614.00	\$ 1,500.00	\$ 1,500.00
Roanoke	8,530	\$ 3,353.00	\$ 4,797.00	\$ 1,500.00	\$ 1,500.00
Rockwall	44,110	\$ 5,100.00	\$ 6,295.00	\$ 6,128.96	\$ 5,921.85
Rowlett	59,300	\$ 5,682.00	\$ 6,212.00	\$ 6,221.26	\$ 6,116.18
Royse City	12,400	\$ 1,677.00	\$ 5,557.00	\$ 5,268.86	\$ 4,864.30
Runaway Bay	1,390	\$ 1,677.00	\$ 4,751.00	\$ 1,500.00	\$ 1,500.00
Sachse	24,910	\$ 4,446.00	\$ 5,138.00	\$ 4,396.44	\$ 4,453.24
Saginaw	22,380	\$ 4,186.00	\$ 5,084.00	\$ 4,371.88	\$ 4,369.87
Sanger	8,800	\$ 1,677.00	\$ 5,060.00	\$ 1,500.00	\$ 1,500.00
Sansom Park	5,450	\$ 3,467.00	\$ 4,570.00	\$ 1,500.00	\$ 1,500.00
Seagoville	16,620	\$ 4,550.00	\$ 5,425.00	\$ 4,592.95	\$ 4,431.03
Shady Shores	2,670	\$ 3,353.00	\$ 4,618.00	\$ 1,500.00	\$ 1,500.00
Southlake	30,010	\$ 4,991.00		\$ 5,770.09	\$ 5,670.23
Springtown	2,760	\$ 1,677.00	\$ 4,595.00	\$ 1,500.00	\$ 1,500.00
St. Paul	1,090		\$ 4,549.00	\$ 1,500.00	\$ 1,500.00
Stephenville	22,660	\$ 4,043.00	\$ 5,179.00	\$ 4,082.70	\$ 4,132.29
Sunnyvale	5,580		\$ 5,281.00	\$ 1,500.00	\$ 1,500.00
Talty	2,530	\$ 1,677.00	\$ 4,623.00	\$ 1,500.00	\$ 1,500.00
Terrell	16,740	\$ 4,419.00		\$ 5,845.12	\$ 5,264.15
The Colony	44,370	\$ 4,844.00	\$ 5,848.00	\$ 5,624.06	\$ 5,494.27
Tolar	941	\$ 1,677.00	\$ 4,509.00	\$ 1,500.00	\$ 1,500.00
Trophy Club	11,480	\$ 3,353.00	\$ 4,762.00	\$ 4,167.02	\$ 4,177.32
University Park	22,910	\$ 3,790.00	\$ 4,864.00	\$ 4,703.70	\$ 4,787.20
Venus	3,730	\$ 1,677.00	\$ 4,631.00	\$ 1,500.00	\$ 1,500.00
Watauga	23,770	\$ 4,049.00	\$ 4,874.00	\$ 3,925.70	\$ 4,043.87
Waxahachie	37,040	\$ 5,931.00	\$ 7,086.00	\$ 6,638.73	\$ 6,241.93
Weatherford	28,090	\$ 5,037.00	\$ 6,266.00	\$ 6,139.54	\$ 5,669.80
West Tawakoni	1,620	\$ 1,677.00	\$ 4,576.00	\$ 1,500.00	\$ 1,500.00

City	2019 Pop.	FY19	FY20-Alt A	ALT G	ALT H
Westlake	1,610	\$ 3,353.00	\$ 4,758.00	\$ 1,500.00	\$ 1,500.00
Weston	284	\$ 1,677.00	\$ 5,568.00	\$ 1,500.00	\$ 1,500.00
Westworth Village	2,640	\$ 3,474.00	\$ 4,578.00	\$ 1,500.00	\$ 1,500.00
White Settlement	17,600	\$ 3,838.00	\$ 4,881.00	\$ 3,855.35	\$ 3,890.25
Willow Park	4,910	\$ 1,677.00	\$ 4,813.00	\$ 1,500.00	\$ 1,500.00
Wilmer	4,290	\$ 3,679.00	\$ 4,845.00	\$ 1,500.00	\$ 1,500.00
Wolfe City	1,420	\$ 1,677.00	\$ 4,559.00	\$ 1,500.00	\$ 1,500.00
Wylie	51,730	\$ 5,473.00	\$ 7,065.00	\$ 7,528.95	\$ 6,972.95
County	2019 Pop.	FY19	FY20-Alt A	ALT G	ALT H
Collin County	1,010,330	\$ 3,353.00	\$ 4,461.00	\$ 4,000.00	\$ 4,000.00
Dallas County	2,554,770	\$ 3,353.00	\$ 4,461.00	\$ 4,000.00	\$ 4,000.00
Denton County	874,240	\$ 3,353.00	\$ 4,461.00	\$ 4,000.00	\$ 4,000.00
Ellis County	189,820	\$ 3,353.00	\$ 4,461.00	\$ 1,500.00	\$ 1,500.00
Erath County	44,700	\$ 1,677.00	\$ 4,461.00	\$ 1,500.00	\$ 1,500.00
Hood County	65,960	\$ 1,677.00	\$ 4,461.00	\$ 1,500.00	\$ 1,500.00
Hunt County	97,410	\$ 1,677.00	\$ 4,461.00	\$ 1,500.00	\$ 1,500.00
Johnson County	173,700	\$ 3,353.00	\$ 4,461.00	\$ 1,500.00	\$ 1,500.00
Kaufman County	124,850	\$ 3,353.00	\$ 4,461.00	\$ 1,500.00	\$ 1,500.00
Navarro County	50,250	\$ 1,677.00	\$ 4,461.00	\$ 1,500.00	\$ 1,500.00
Palo Pinto County	28,820	\$ 1,677.00	\$ 4,461.00	\$ 1,500.00	\$ 1,500.00
Parker County	134,620	\$ 3,353.00	\$ 4,461.00	\$ 1,500.00	\$ 1,500.00
Rockwall County	101,020	\$ 3,353.00	\$ 4,461.00	\$ 1,500.00	\$ 1,500.00
Somervell County	9,820	\$ 1,677.00	\$ 4,461.00	\$ 1,500.00	\$ 1,500.00
Tarrant County	2,024,030	\$ 3,353.00	\$ 4,461.00	\$ 4,000.00	\$ 4,000.00
Wise County	64,060	\$ 1,677.00	\$ 4,461.00	\$ 1,500.00	\$ 1,500.00
Total if 46 paid		\$ 315,969.00	\$ 356,403.00	\$ 360,136.18	\$ 360,065.94
Total if 70 paid		\$ 410,001.00	\$ 485,257.00	\$ 454,524.73	\$ 453,264.19
Total if all paid		\$ 692,880.00	\$ 1,053,433.00	\$ 715,749.46	\$ 710,487.72
173 cities, 16 counties				Lose \$8,250 to cap	Lose \$7,512 to cap
Utility Districts (TRWD, NTMWD, DWU, UTRWD, etc.)				\$ 1,500.00	\$ 1,500.00
Professional Associations (AGC, CEC, etc.)				Donation	Donation